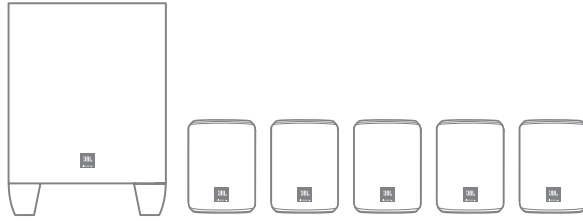




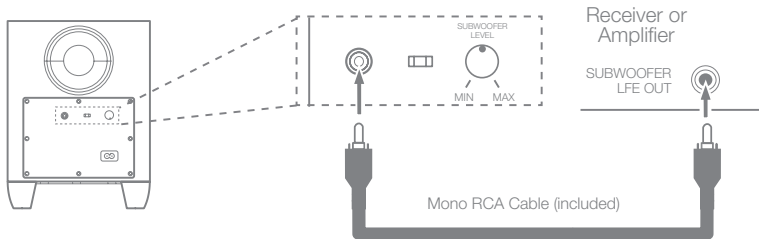
Cinema 510



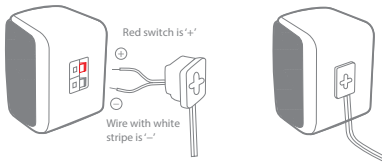
1



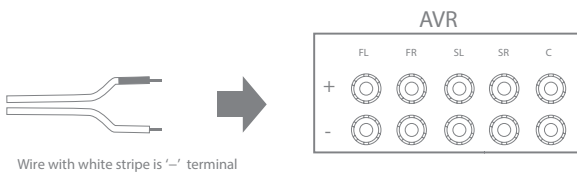
2



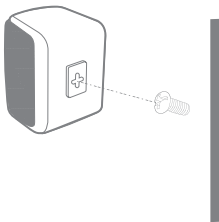
3



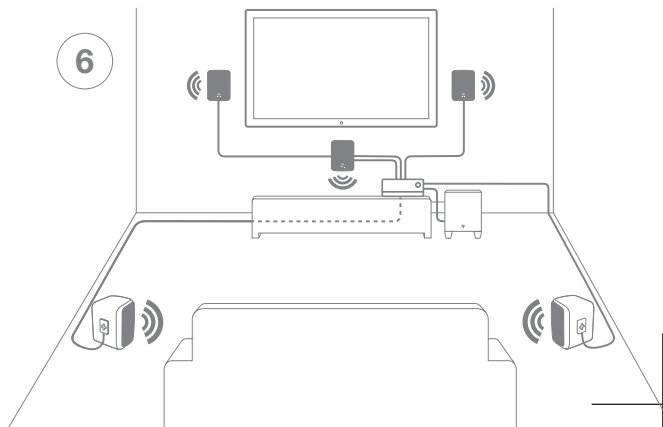
4



5



6



EN

- Frequency response: 46Hz –20kHz
- Maximum SPL: 109 dB
- Power (sub): 60W
- Satellites
- Impedance: 8 ohms nominal
- Recommended power: 10 - 100 watts
- Subwoofer
- Low frequency transducer: 6,5" (165mm) cone
- Amplifier power: 60 watts RMS
- Enclosure type: Bass Reflex

ES

- Intervalo de frecuencias: 46 Hz – 20 kHz
- SPL máximo: 109 dB
- Potencia (subwoofer): 60 W
- Satélites
- Impedancia: 8 ohmios nominal
- Potencia recomendada: 10 - 100 vatios
- Subwoofer
- Transductor de baja frecuencia: cono de 6,5" (165mm)
- Potencia de amplificación: 60 w RMS
- Tipo de carcasa: Bass Reflex

DE

- Frequenzbereich: 46 Hz – 20 kHz
- Maximaler Schalldruckpegel: 109 dB
- Leistung (sub): 60W
- Satelliten
- Impedanz: 8 Ohm nominal
- Empfohlene Leistung: 10 - 100 Watt
- Subwoofer
- Tieftöner: 6,5" (165 mm) Konus
- Verstärkerleistung: 60 Watt RMS
- Gehäusetyp: Bassreflex

NL

- Frequentiebereik: 46 Hz - 20 kHz
- Maximum SPL: 109 dB
- Voeding (sub): 60 W
- Satellieten
- Impedantie: 8 ohm nominaal
- Aanbevolen vermogen: 10 - 100 watt
- Subwoofer
- Lage frequentie-transducer: 6,5" (165mm) conus
- Versterkervermogen: 60 watt RMS
- Type behuizing: Bass-reflex

FR

- Plage de fréquences : 46 Hz –20 kHz
- Pression sonore max. : 109 dB
- Puissance (graves) : 60 W
- Satellites
- Impédance : 8 ohms nominal
- Puissance recommandée : 10 - 100 watts
- Caisson de graves
- Transducteur basses fréquences : cône 165mm (6,5")
- Puissance de l'amplificateur : 60 watts RMS
- Type d'enceinte : Bass Reflex

PT

- Resposta em frequência: 46 Hz - 20 kHz
- Nível máximo de pressão sonora: 109 dB
- Potência (sub): 60 W
- Satélites
- Impedância: nominal de 8 ohms
- Potência recomendada: 10 - 100 watts
- Subwoofer
- Transdutor de baixa frequência: cone de 6,5" (165 mm)
- Potência do amplificador: 60 watts RMS
- Tipo de caixa: Reflexo de graves

IT

- Risposta di frequenza: 46 Hz – 20 kHz
- SPL massimo: 109 dB
- Alimentazione (sub): 60 W
- Satelliti
- Impedenza: 8 ohm nominali
- Potenza consigliata: 10 - 100 watt
- Subwoofer
- Trasduttore a bassa frequenza: Cono da 6,5" (165 mm)
- Potenza dell'amplificatore: 60 watt RMS
- Tipo di custodia: Bass Reflex

NO

- Frekvensrespons: 46 Hz - 20 kHz
- Maksimal SPL: 109 dB
- Effekt (sub): 60 W
- Satellitter
- Impedans: 8 ohm nominell
- Anbefalt effekt: 10 - 100 watt
- Subwoofer
- Lavfrekvenstransduser: 6,5" (165 mm) membran
- Forsterkereffekt: 60 watt RMS
- Kabinett-type: Bassrefleks

FI

- Taajuusvaste: 46 Hz –20 kHz
- Maksimi SPL: 109 dB
- Teho (ala): 60 W
- Satelliitit
- Impedanssi: 8 ohms nimellisarvo
- Suositeltu teho: 10 - 100 W
- Alibassokaiutin
- Matalataajuusanturi: 6,5" (165 mm) kartio
- Vahvistimen teho: 60 W RMS
- Kotelotyyppi: Bass Reflex

SV

- Frekvensomfång: 46 Hz - 20 kHz
- Max SPL: 109 dB
- Strömförsörjning (sub): 60 W
- Satelliter
- Impedans: 8 ohm nominellt
- Rekommenderad effekt: 10 - 100 watt
- Subwoofer
- Omvandlare för höga frekvenser: 165 mm (6,5 tum) kon
- Förstärkareffekt: 60 watt RMS
- Högtalartyp: Basreflex

JP

- 再生周波数帯域: 46 Hz ~ 20 kHz
- 最大音圧レベル: 109 dB
- 出力 (サブ): 60 W
- サテライト
- インピーダンス: 8 Ω (名目)
- 推奨電力: 10 ~ 100 ワット
- サブウーファー
- 低周波音声トランスデューサ: 6.5インチ (165mm) コーン形
- アンプの出力: 60ワット (実効値)
- エンクロージャーの種類: バスレフ式

CHS

- 频率响应: 46 Hz – 20 kHz
- 最大 SPL: 109 dB
- 功率 (低音): 60 W
- 卫星
- 阻抗: 8 ohms (标称)
- 推荐功率: 10 - 100 W
- 低音扬声器
- 低频换能器: 6.5" (165 mm) 锥盆
- 功放功率: 60 W RMS
- 外壳类型: 低音反射

RU

- Частотная характеристика: 46 Гц-20 КГц
- Макс. уровень звукового давления: 109 дБ
- Мощность сабвуфера: 60 Вт
- Вспомогательные колонки
- Импеданс: номинал 8 Ом
- Рекомендуемая мощность: 10-100 Вт
- Сабвуфер
- Низкочастотный преобразователь: 6,5-дюймовый (165 мм) конус
- Мощность усилителя: среднеквадратичная 60 Вт
- Тип акустического оформления: фазоинвертор

DA

- Frekvensområde: 46 Hz - 20 kHz
- Maks. SPL: 109 dB
- Effekt (subwoofer): 60 W
- Satellitter
- Impedans: 8 ohm nominelt
- Anbefalet effekt: 10-100 watt
- Subwoofer
- Lavfrekvent transducer: 6.5" (165 mm) kegle
- Forstærkereffekt: 60 watt RMS
- Kabinetttype: Basrefleks

KO

- 주파수 응답: 46 Hz - 20 kHz
- 최대 SPL: 109 dB
- 구동 (서브): 60 W
- 위성
- 임피던스: 8 ohms 공칭
- 권장 전력: 10 - 100 W
- 서브우퍼
- 저주파수 변환기 6.5" (165mm) 원뿔형
- 앰프 전력: 60 W RMS
- 함 유형 베이스 리플렉스

CHT

- 频率響應: 46 Hz–20 kHz
- 最大聲壓級: 109 dB
- 功率 (分): 60 W
- 衛星
- 阻抗: 8 ohms (額定)
- 建議功率: 10 - 100 W
- 重低音喇叭
- 低頻換能器: 6.5" (165 mm) 振膜
- 放大器功率: 60 W RMS
- 音箱類型: 低音反射